

FACILIAID KNEE

<Knee Support>

—— Instructions for Use ——

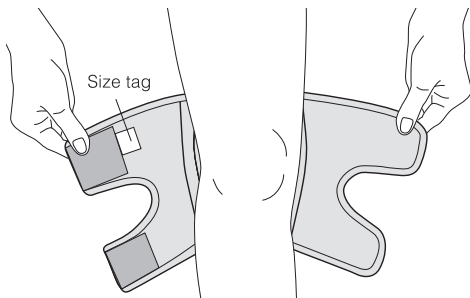
Please read through the following instructions completely before using the product.

Intended use: Knee joint compression and protection

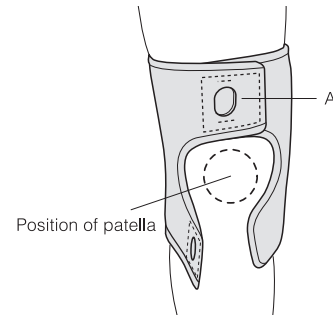
- * Use this product as directed by a medical professional.
- * This product is for knee support; however, it will not prevent all knee injuries.
- * This product for either right or left knee.

INSTRUCTIONS FOR USE

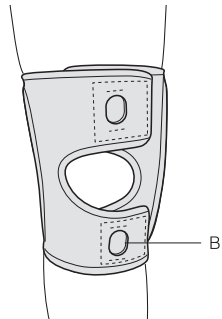
1



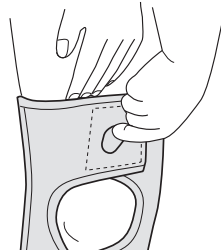
2



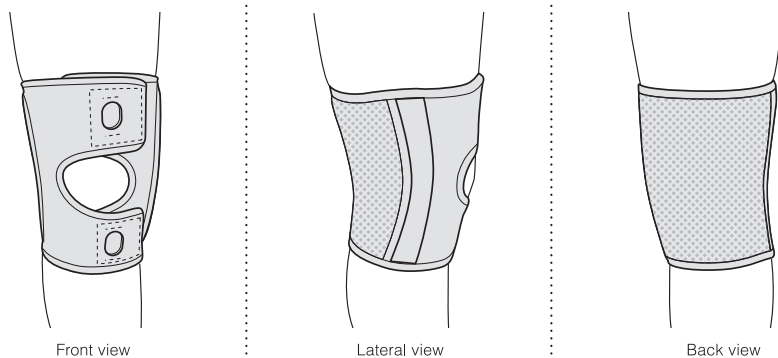
3



4



5



To prevent symptoms from worsening, discontinue use and consult with a medical professional in the following cases:

- If your skin is sensitive or you have allergies, you may develop a rash or allergic reactions while using the product.
- If you experience pain, swelling, skin irritation, discomfort or any other abnormal reaction while using this product.

Safety precautions:

- Do not use this product other than the knee.
- Make sure to use the correct size. (Refer to the size chart on the package and size tag inside the product)
- Use this product while sleeping only if directed by a medical professional.
- If the body part is compressed for extended periods, blood circulation may be adversely affected or you may experience discomfort. To avoid such conditions, it is recommended that you remove and re-apply the product at regular intervals.
- Make sure to use in the correct position; top or bottom, inside or outside, front or back.
- Do not create excessive compression with the support.
- If the product shifts out of place or becomes too loose, re-apply the product starting with the first step described in the "How to apply" instructions.
- The stays are made out of plastic. Do not use the product if you are in the situation where the product's components (such as inner stay) could cause harm to the other people.
- If the product is broken or worn, if the hook-and-loop fastener does not work, or the elbow pad is pressed do not use the product.
- Do not modify or repair the product. The product may lose its effectiveness and/or cause injuries.
- This product may become discolored by perspiration or other liquids. The product's dye may bleed onto clothing worn under or near the product.
- Make sure the hook-and-loop fasteners do not touch clothing and other fabric when applied. It causes fray and runs.

In use of the product:

- Make sure that the hook-and-loop fasteners do not touch the mesh material used on the back part of the product or other fabric. The fasteners may damage these materials.
- This product may become discolored due to the storage and/or usage conditions. However, it does not affect on product functions.
- Do not put excess weight on the hook-and-loop fastener and the raised fabric when store the product. Otherwise, the hook-and-loop fastener may not work effectively.

How to apply:

- Apply the product correctly to take the following steps.

* Illustrations are for the right knee. If you apply on your left knee, apply it in the same way.

1. Release all hook-and-loop fasteners. Wrap the support around the knee from behind. Size tag is on the top of inner side. (Illustrations 1)
2. Straighten the knee. Pull the two sides together and fasten the upper hook-and loop fastener (A). (Illustrations 2)
3. Fasten the lower hook-and-loop fastener (B). Position the support so that the patella can be seen through the center window of the support. (Illustrations 3)
4. If necessary, adjust the hook-and-loop fastener using the window on the strap for appropriate compression. (Illustrations 4)
5. Straighten the knee and make sure there is no wrinkle or out of place by stretching the support.
6. Product properly fastened. (Illustration 5)

How to wash:

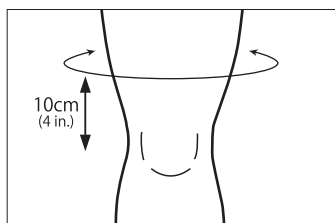
- This product's dye may bleed. Do not wash with whites or bright colors.
- Close the hook-and-loop fasteners prior to washing and make sure they do not touch fabric. Otherwise, the hook-and-loop fastener may not work effectively.
- Hand wash with mild detergent and air dry in the shade. Use the wash net with mild detergent and wring softly by hands or spin dry shortly. Air dry in the shade.
- Do not place in dryer. Do not dry clean or iron. Do not use products containing chlorine including bleach, and fabric softener. These may damage the product.

Composition:

(Fiber) 61% Nylon, 29% Polyester, 10% Elastane
(Non-Fiber) Polyurethane foam, Acrylic, Nylon

Size Chart

| Size | Thigh Circumference; cm (inches) |
|------|----------------------------------|
| S | 34 – 38 (13.25 - 15) |
| M | 38 – 44 (15 - 17.25) |
| L | 44 – 50 (17.25 - 19.75) |
| XL | 50 – 56 (19.75 - 22) |
| 2XL | 56 – 62 (22 - 24.5) |



How to choose size:

Measure the circumference of the thigh 10 cm (4 inches) above the center of the kneecap in a standing position.

If the measurement falls in between two sizes, choose the larger size.



NIPPON SIGMAX CO.,LTD.
 33rd Floor Shinjuku Oak Tower
 6-8-1 Nishi-Shinjuku, Shinjuku-ku,
 Tokyo 163-6033 JAPAN
www.sigmax-med.jp/en