RIB BAND / RIB BAND Women / me / II

<Compression and Stabilization of Rib>

Instructions for Use

Please read through the following instructions completely before using the product.

Intended use: Compression and stabilization of the rib

* Use this product as directed by a medical professional.
* This product is for rib support; however, it will not prevent all rib injuries.
* Make sure to use the correct size.

1-a

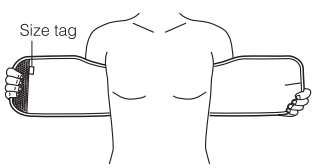

Front view

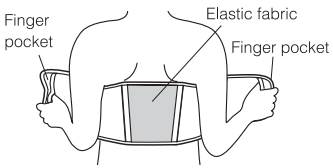

Back view

1-b RIB BAND II

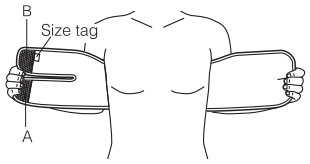

Front view

2

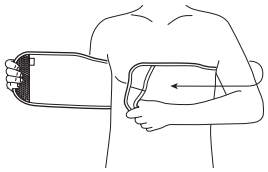

3-a

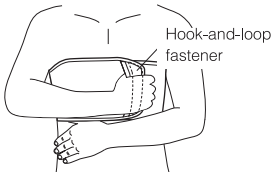

3-b RIB BAND II

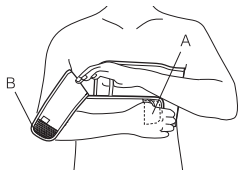

4

RIB BAND

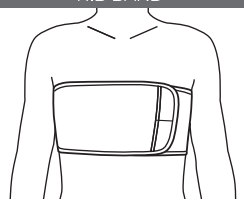

Front view

RIB BAND Women

Front view

RIB BAND me

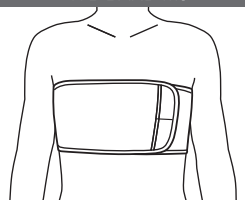

Front view

RIB BAND II

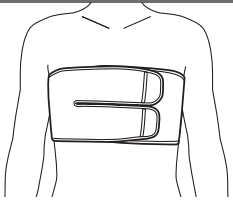

Front view

INSTRUCTIONS FOR USE

To prevent symptoms from worsening, discontinue use and consult with a medical professional in the following cases:
- If your skin is sensitive or you have allergies, you may develop a rash or allergic reactions while using the product.
- If you experience pain, swelling, skin irritation, discomfort or any other abnormal reaction while using this product.
- If you are pregnant.

Safety precautions:
- Do not use this product other than chest.
- Make sure to use the correct size. (Refer to the size chart on the package and size tag inside the product)
- Use this product while sleeping only if directed by a medical professional.
- If the body part is compressed for extended periods, blood circulation may be adversely affected or you may experience discomfort. To avoid such conditions, it is recommended that you remove and re-apply the product at regular intervals.
- Make sure to use the correct position; top or bottom, inside or outside.
- Do not create excessive compression with the support.
- If the product shifts out of place or becomes too loose, re-apply the product starting with the first step described in the "How to apply" instructions.
- If the product is broken or worn, or if the hook-and-loop fastener does not work, do not use the product.
- Do not modify or repair the product. The product may lose its effectiveness and/or cause injuries.
- Make sure the hook-and-loop fasteners do not touch clothing and other fabric when applied. It causes fray and runs.

In use of the product:
- This product may become discolored due to the storage conditions. However, it does not affect on product functions.

How to apply:
- Apply the product correctly to take the following steps.

* Illustrations are [RIB BAND]. If you apply [RIB BAND Women], [RIB BAND me] or [RIB BAND II], apply it in the same way.

1. Release all hook-and-loop fasteners. Size tag is on the top of inner side.
   Hold the both ends of support and place on your back. Use the finger pockets for easier application. (Illustration 1-a)
   [RIB BAND II] Hold the hook-and-loop fastener (A) of the lower strap and the opposite end and place on your back. Use the finger pockets for easier application. (Illustration 1-b)
2. Exhale a breath and wrap the product around the body with pulling the both ends of support outward. (Illustration 2)
3. Fasten the hook-and-loop fastener in front of the body. (Illustration 3-a)
   [RIB BAND II] Fasten the hook-and-loop fastener (A) in front of the body first, and the hook-and-loop fastener (B) of the upper strap. (Illustration 3-b)
4. Make sure there is no looseness or shifting, in that case, re-apply the product starting with the first step.
5. Product properly fastened. (Illustration 4)

How to wash:
- Close the hook-and-loop fasteners prior to washing and make sure they do not touch fabric. Otherwise, the hook-and-loop fastener may not work effectively.
- Hand wash with mild detergent and air dry in the shade. Use the wash net with mild detergent and wring softly by hands or spin dry shortly. Air dry in the shade.
- Do not place in dryer. Do not dry clean or iron. Do not use products containing chlorine including bleach, and fabric softener. These may damage the product.

Composition:

[RIB BAND]
(Fiber) Nylon 46%, Polyester 23%, Cotton 23%, Polyurethane 8%
(Non-Fiber) Polyurethane

[RIB BAND me]
(Fiber) Nylon 70%, Cotton 19%, Polyester 7%, Polyurethane 4%

[RIB BAND Women]
(Fiber) Nylon 42%, Polyester 27%, Cotton 22%, Polyurethane 9%
(Non-Fiber) Polyurethane

[RIB BAND II]
(Fiber) Nylon 45%, Polyester 25%, Cotton 22%, Polyurethane 8%
(Non-Fiber) Polyurethane

Size Chart

[RIB BAND]

Size	Chest circumference ; cm (inches)
XS	55 – 70 (21.5 – 27.5)
S	70 – 85 (27.5 – 33.5)
M	85 – 100 (33.5 – 39.5)
L	100 – 120 (39.5 – 47.25)
XL	120 – 140 (47.25 – 55)
2XL	140 – 160 (55 – 63)

[RIB BAND me, RIB BAND II]

Size	Chest circumference ; cm (inches)
S	70 – 85 (27.5 – 33.5)
M	85 – 100 (33.5 – 39.5)
L	100 – 120 (39.5 – 47.25)
XL	120 – 140 (47.25 – 55)

[RIB BAND Women]

Size	Under bust circumference ; cm (inches)
M	60 – 75 (23.5 – 29.5)
L	75 – 90 (29.5 – 35)
XL	90 – 105 (35 – 41.25)

[RIB BAND / RIB BAND me / RIB BAND II]

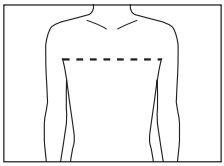

[RIB BAND Women]

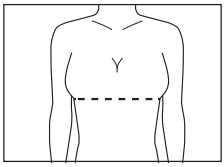

How to choose size:

[RIB BAND, RIB BAND me, RIB BAND II]
Measure the circumference of the chest at the level of the armpit. If your measurement falls between two sizes, choose the larger one.

[RIB BAND Women]
Measure the circumference of the under bust. If your measurement falls between two sizes, choose the larger one.

SIGMAX

NIPPON SIGMAX CO.,LTD.
33rd Floor Shinjuku Oak Tower
6-8-1 Nishi-Shinjuku, Shinjuku-ku,
Tokyo 163-6033 JAPAN
www.sigmax-med.jp/en

2015.07
163121